

Trace P.

BIG LINE + LITTLE CURVE

Copy P.

PIG


10 Kick Start Kindergarten © 2018 Learning Without Tears

**OBJECTIVE**

To develop correct habits for writing capital P.

**LESSON INTRODUCTION****Multisensory**

"Frog Jump Capitals" from *Rock, Rap, Tap & Learn* music album



[dp.lwtears.com/ext/TGKSK/2018/50](http://dp.lwtears.com/ext/TGKSK/2018/50)

**LESSON PLAN****1. Direct Instruction**

Demonstrate P on the Slate Chalkboard or Gray Blocks.  
Say the words for each step.

Lesson P:

Start in the Starting Corner    Big Line down    Frog Jump    Little Curve to the middle

**2. Guided Practice**

Children finger trace step-by-step models on the page while saying the words.  
Children trace P.  
Children copy P.

**3. Check Letter**

Monitor as children trace and copy letters for correct start and steps.

**READ, COLOR & DRAW**

Read PIG. Say P and make the /p/ sound. Encourage free coloring and drawing. Add a barn, grass, etc.

**ENRICHMENT**


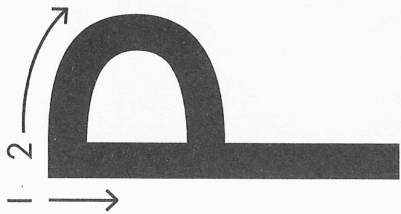
Have children gather the Wood Pieces they need before they make capitals F, E, D, or P on the Mat.  
Ask, "What do you need for F?"

**SUPPORT/ELL**


Make P with Wood Pieces. Show children how the Little Curve ends in the middle.

**CROSS-CURRICULAR CONNECTIONS**


Language Arts: Show children how capital P makes a /p/ sound. What other words have a /p/ sound?







BIG LINE








+ LITTLE CURVE



Trace P.



Copy P.



PIG

