


OBJECTIVE

To develop correct habits for writing capital **N**.

LESSON INTRODUCTION**Multisensory**

Vertical, Horizontal, and Diagonal Positions with Wood Pieces (p. 158)



dp.lwfears.com/ext/TGKSK/2018/53

LESSON PLAN**1. Direct Instruction**

Demonstrate **N** on the Slate Chalkboard or Gray Blocks.
Say the words for each step.

Lesson N:

Start in the Starting Corner Big Line down Frog Jump Slide down Big Line up

2. Guided Practice

Children finger trace step-by-step models on the page while saying the words.
Children trace **N**.
Children copy **N**.

3. Check Letter

Monitor as children trace and copy letters for correct start and steps.

READ, COLOR & DRAW

Read **NEST**. Say **N** and make the /n/ sound. Encourage free coloring and drawing. Add eggs, a bird etc.

ENRICHMENT


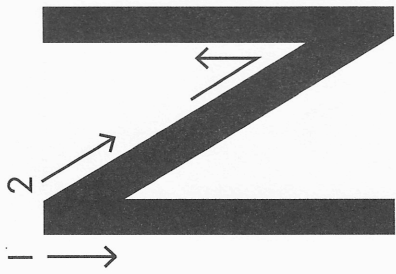
Call out the letter that makes the /n/ sound and have children write it on Gray Block Paper.

SUPPORT/ELL

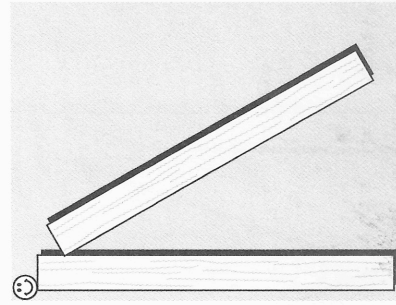
Use a highlighter on workbook page for children to trace capital **N**.

CROSS-CURRICULAR CONNECTIONS

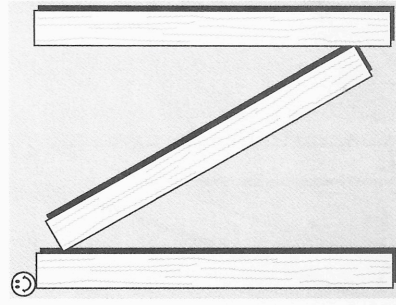
Language Arts: Discuss how and why birds build a nest. Look at pictures of different nests.




BIG LINE



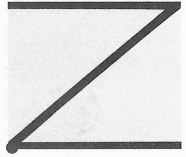




+ BIG LINE









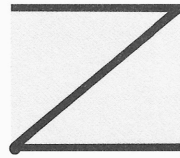
+ BIG LINE



Trace N.



Copy N.



NEST