

14 Kick Start Kindergarten © 2018 Learning Without Tears


## OBJECTIVE

To develop correct habits for writing capital M.

## LESSON INTRODUCTION

### Multisensory

Digital Letter and Number Formations (p. 172)



[dp.lwfears.com/ext/TGKSK/2018/54](http://dp.lwfears.com/ext/TGKSK/2018/54)

## LESSON PLAN

### 1. Direct Instruction

Demonstrate **M** on the Slate Chalkboard or Gray Blocks.  
Say the words for each step.

**Lesson M:**

Start in the Starting Corner    Big Line down    Frog Jump    Slide down to the middle    Slide up    Big Line down

### 2. Guided Practice

Children finger trace step-by-step models on the page while saying the words.  
Children trace **M**.  
Children copy **M**.

### 3. Check Letter

Monitor as children trace and copy letters for correct start and steps.

## READ, COLOR & DRAW

Read **MONKEY**. Say **M** and make the /m/ sound. Encourage free coloring and drawing. Add bananas, a tree, etc.

### ENRICHMENT


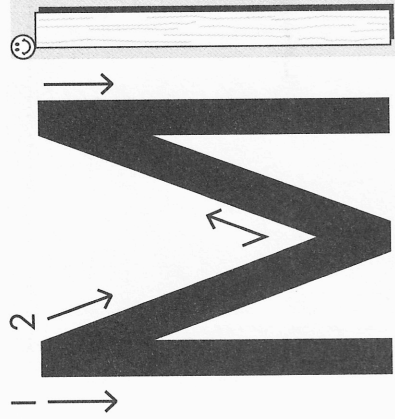
Have children write the word "ME" and draw a picture of themselves.

### SUPPORT/ELL


Have four children make capital **M** with their bodies.

### CROSS-CURRICULAR CONNECTIONS

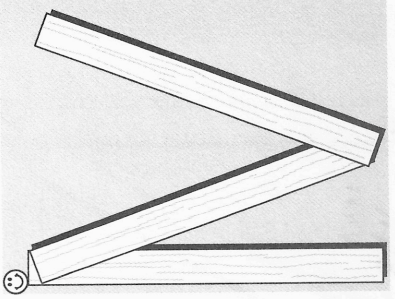
Language Arts: Read *Curious George* by H.A. Rey. Discuss the different situations that George gets into throughout the book.




BIG LINE




+ BIG LINE






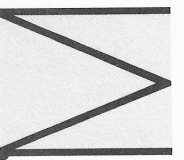

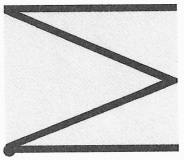
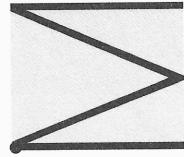
+ BIG LINE





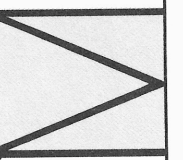

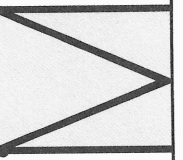


+ BIG LINE



Trace M.



Copy M.



**MONKEY**