

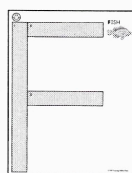
Tracing guide for capital letter F. The guide shows the stroke order: 1. Big Line down, 2. Little Line across the top, 3. Little Line across the middle. It includes a fish illustration and the word FISH.

OBJECTIVE

To develop correct habits for writing capital F.

LESSON INTRODUCTION**Multisensory**

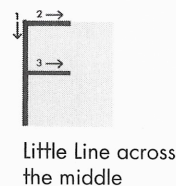


Capital Letter Cards for Wood Pieces (p. 161)



dp.lwtears.com/ext/TGKSK/2018/47

LESSON PLAN**1. Direct Instruction**

Demonstrate **F** on the Slate Chalkboard or Gray Blocks.
Say the words for each step.

Lesson F:**2. Guided Practice**

Children finger trace step-by-step models on the page while saying the words.
Children trace **F**.
Children copy **F**.

3. Check Letter

Monitor as children trace and copy letters for correct start and steps.

READ, COLOR & DRAW

Read FISH. Say **F** and make the /f/ sound. Encourage free coloring and drawing. Add water, other fish, etc.

ENRICHMENT





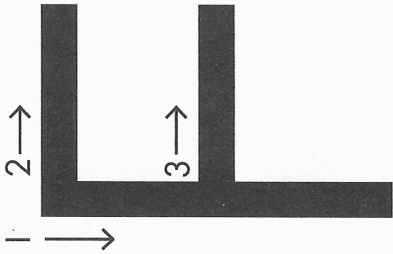
Ask children to locate capital **F** in the classroom, on a label, or in a book.

SUPPORT/ELL




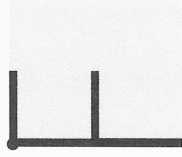

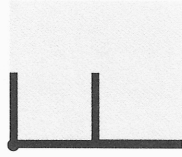
Have children make a Frog Jump after the Big Line. Say "ribbit" when it's time to jump to the top.

CROSS-CURRICULAR CONNECTIONS


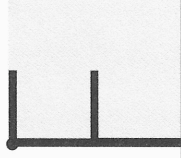





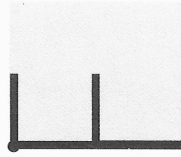
Science: Compare and contrast frogs and fish. Discuss the characteristics of amphibians and fish.



Trace F.



Copy F.



FISH